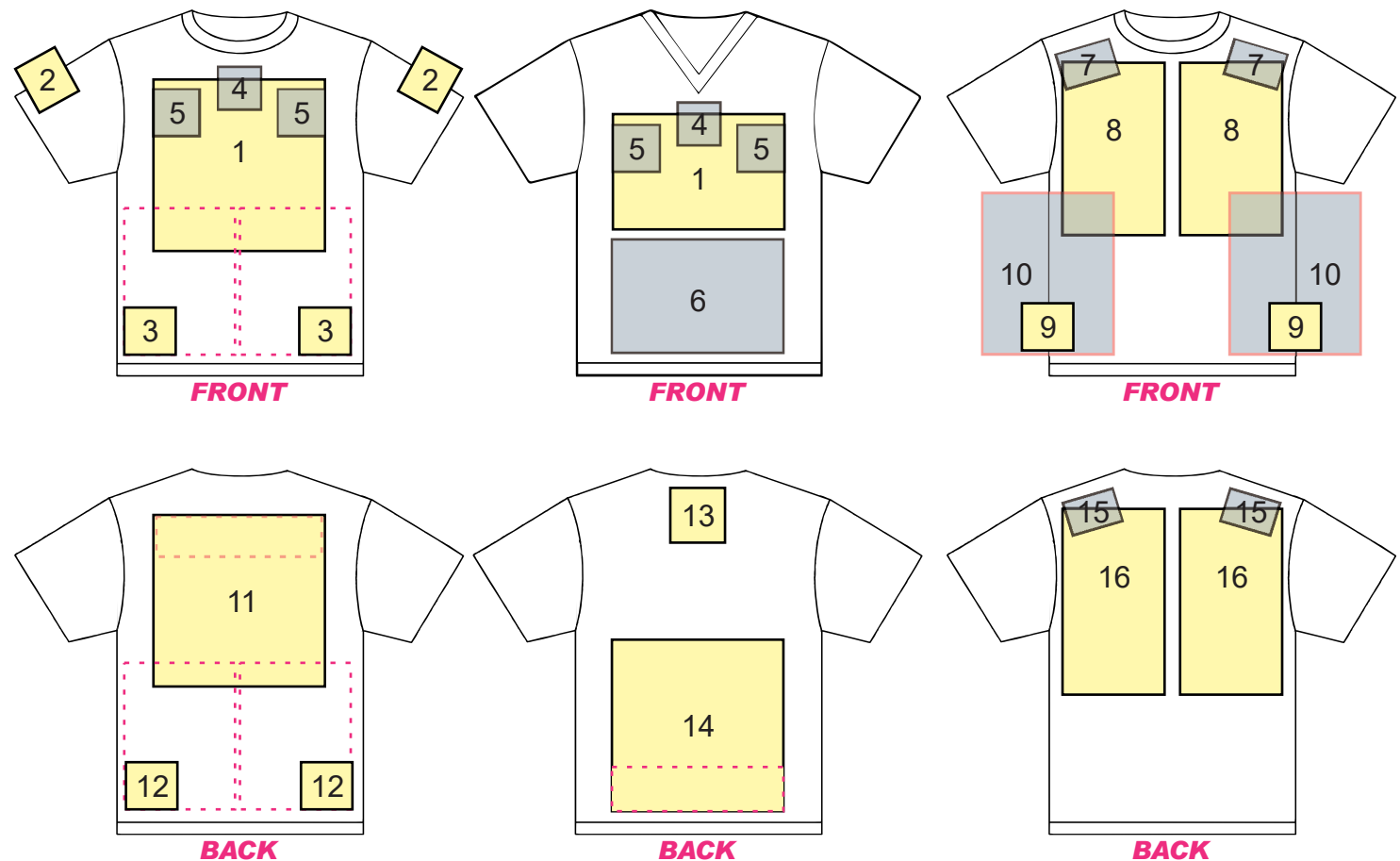


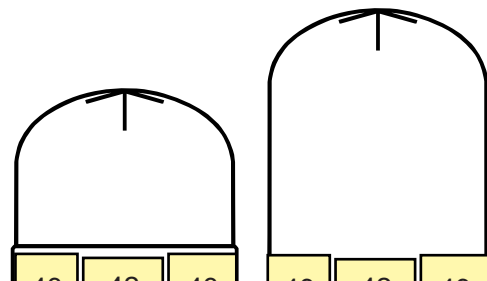
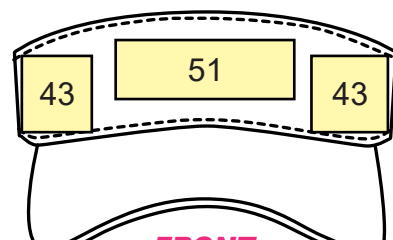
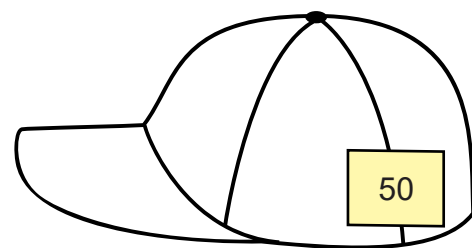
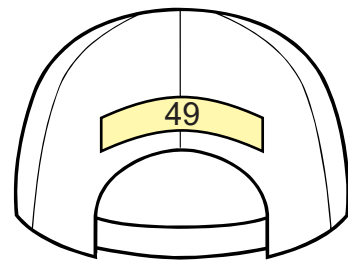
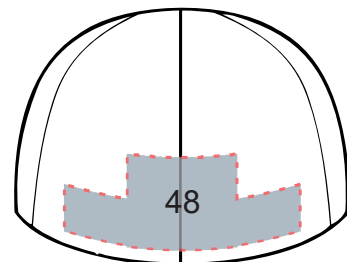
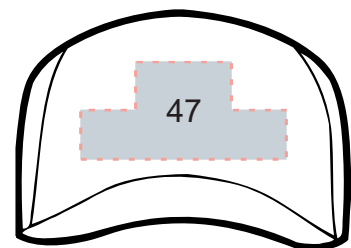
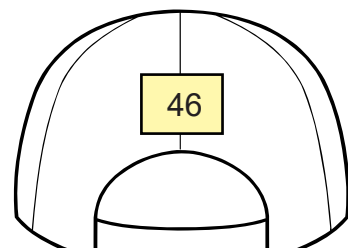
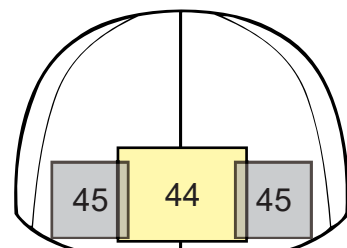
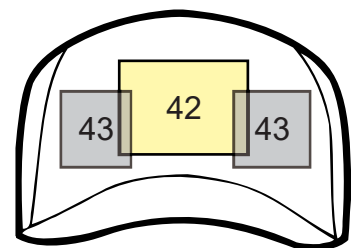
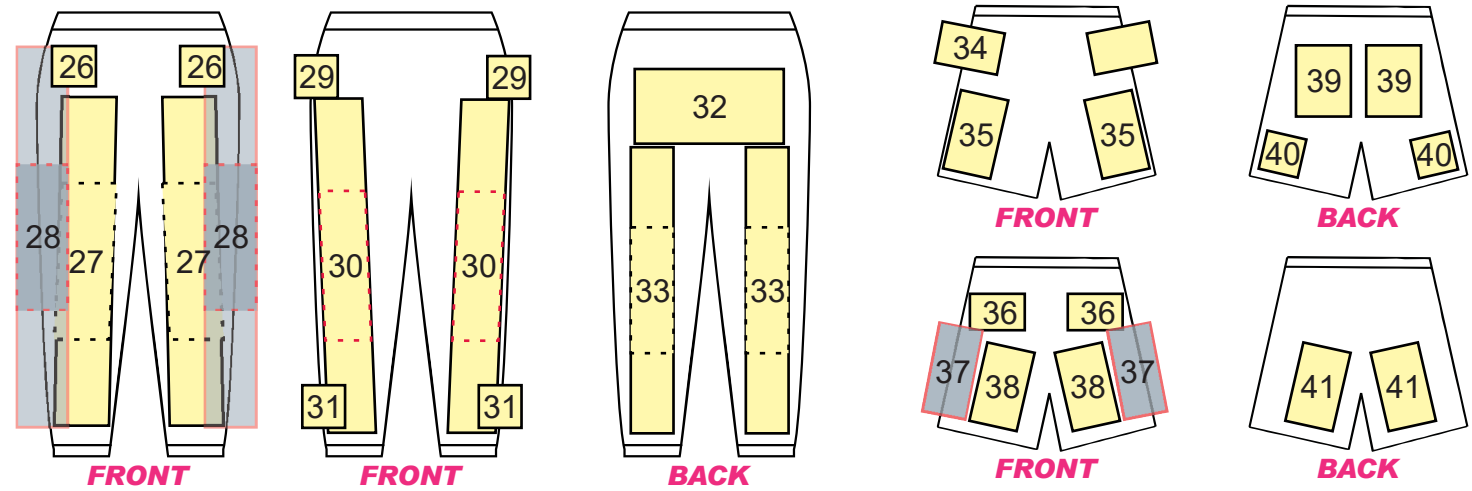
ADVANCED PLACEMENT SHEET



PRE-PRODUCTION			PRODUCTION			DECORATION		
PLACEMENT		LOGO DESCRIPTION & SIZE	PLACEMENT	SP	EMB	HT		
1	FF	FULL FRONT - MENS ADULT : 11"W / 12"H FULL FRONT - LADIES/YOUTH : 8"W / 12"H	MENS 3" FROM END OF NECK SEAM LADIES/YOUTH 2" END OF NECK SEAM V-NECK: 1.5" FROM END OF NECK SEAM	●	●	●		
2	RS/LS	RIGHT/LEFT SLEEVE - MENS ADULT : 3.5"W / 4"H RIGHT/LEFT SLEEVE - LADIES/YOUTH : 3"W / 2.5"H	MENS 0.5" FROM HEM LINE LADIES/YOUTH 0.5" FROM HEM LINE	●	●	●		
3	FR-BS/FL-BS	FRONT (RIGHT/LEFT) BOTTOM SEAM - 3"W / 3"H MAX - 10"W / 10"H	1" FROM SEAM	●	●	●		
4	FC	FRONT CENTER - 5"W / 5"H BABY ONESIE - 4.5"W / 5"H MAX - 10"W / 12"H	2.5" FROM END OF NECK SEAM V-NECK: 1.5" FROM END OF NECK SEAM	●	●	●		
5	RC/LC	RIGHT/LEFT CHEST - MENS ADULT : 3.5"W / 4"H RIGHT/LEFT CHEST - LADIES/YOUTH : 2.7"W / 3.5"H	MENS 6" FROM END OF SHOULDER SEAM LADIES/YOUTH 5" FROM SHOULDER SEAM	●	●	●		
6	FC-BS	FRONT CENTER BOTTOM SEAM - MENS ADULT 10"W / 10"H FRONT CENTER BOTTOM SEAM - LADIES/YOUTH 7"W / 10"H	MENS 1" FROM END OF SEAM LADIES/YOUTH 1" FROM END OF SEAM	●	●	●		
7	FR-S/FL-S	FRONT (RIGHT/LEFT) SHOULDER - 3.5"W / 4"H **DIGITAL QUICK PRINT/DURACAD/EMBROIDERY ONLY**	2" FROM SEAM	●	●	●		
8	FR/FL	FRONT RIGHT/LEFT - 7"W / 12"H	2" FROM SEAM	●	●	●		
9	BRS-S/BL-S	BOTTOM SEAM(RIGHT/LEFT) - SMALL - 3.5" X 3.5"	1" FROM SEAM	●	●	●		
10	BRS-L/BL-L	BOTTOM SEAM(RIGHT/LEFT) - LARGE - 12" X 10"	1" FROM SEAM	●	●	●		
11	FB	FULL BACK - MENS ADULT : 12"W / 15"H FULL BACK - LADIES/YOUTH : 11"W / 12"H	MENS 5" FROM END OF NECK SEAM LADIES/YOUTH 5" FROM NECK SEAM	●	●	●		
12	BR-BS/BL-BS	BACK (RIGHT/LEFT) BOTTOM SEAM - 3"W / 3"H MAX - 10"W / 10"H	1" FROM SEAM	●	●	●		
13	Y	YOKE - 3.5" X 3.5"	1" FROM SEAM	●	●	●		
14	BC-BS	BACK CENTER BOTTOM SEAM - MENS ADULT 12"W / 10"H BACK CENTER BOTTOM SEAM - LADIES/YOUTH 11"W / 10"H	MENS 1" FROM END OF SEAM LADIES/YOUTH 1" FROM END OF SEAM	●	●	●		
15	BR-S/BL-S	BACK (RIGHT/LEFT) - SHOULDER - 3.5"W / 4"H	2" FROM SEAM	●	●	●		
16	BR/BL	BACK RIGHT/LEFT - 7"W / 12"H	2" FROM SEAM	●	●	●		

17	H	HOOD - 2.7"W / 3"H **SPECIFY IF LOGO IS LEGIBLE WHEN THE HOOD IS UP/DOWN**	2" FROM SEAM	●	●	●
18	HR-S/HL-S	HOOD (RIGHT/LEFT) - SIDE - 2.7"W / 3"H **SPECIFY IF LOGO IS HORIZONTAL OR VERTICAL WHEN THE HOOD IS UP (SEE DIAGRAM)**	1" FROM SEAM	●	●	●
19	H-FF	HOODY FULL FRONT - MENS ADULT : 11"W / 9"H HOODY FULL FRONT - LADIES/YOUTH : 10"W / 7"H	3" FROM SEAM	●	●	●
20	RS/LS	RIGHT/LEFT SLEEVE - ONLY MENS ADULT : 3.5"W / 12" **SPECIFY TEXT ORIENTATION FOR PERSONALIZATION** **DQP/DURACAD FOR LADIES/YOUTH/AA - 3"W / 10"H **	4" DOWN FROM SHOULDER SEAM	●	●	●
21	RW/LW	RIGHT/LEFT WRIST - ONLY MENS ADULT : 2.7"W / 3"H **DQP/DURACAD FOR LADIES/YOUTH/AA : 2.5"W / 3"H **	1" FROM SEAM			●
22	RP/LP	RIGHT/LEFT POCKET - 3"W / 3.5"H **DQP/DURACAD/EMB 1 COLOUR SP ONLY**	2" FROM SEAM			●
23	Y	YOKE - 3.5"W / 3.5"H **DESIGN WILL BE COVERED WHEN HOOD IS DOWN**	3" FROM SEAM	●	●	●
24	FB	FULL BACK - ADULT MENS : 12"W / 15"H FULL BACK - LADIES/YOUTH : 11"W / 13"H	6" FROM SEAM - NOT COVERED BY HOOD	●	●	●
25	BC-BS	FULL BACK - ADULT MENS : 12"W / 15"H FULL BACK - LADIES/YOUTH : 11"W / 13"H	2" FROM SEAM	●	●	●

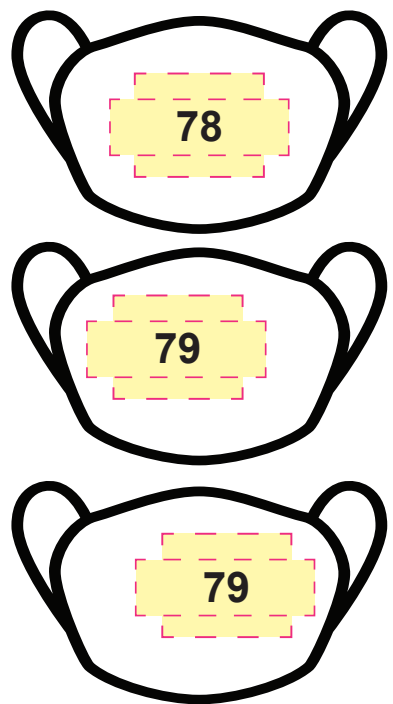
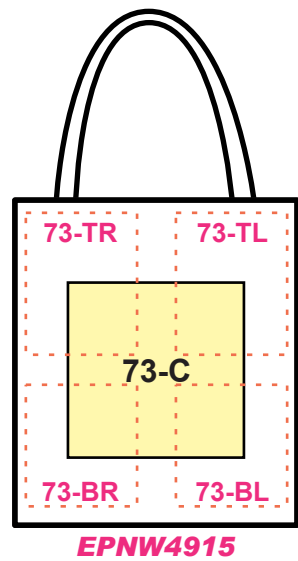
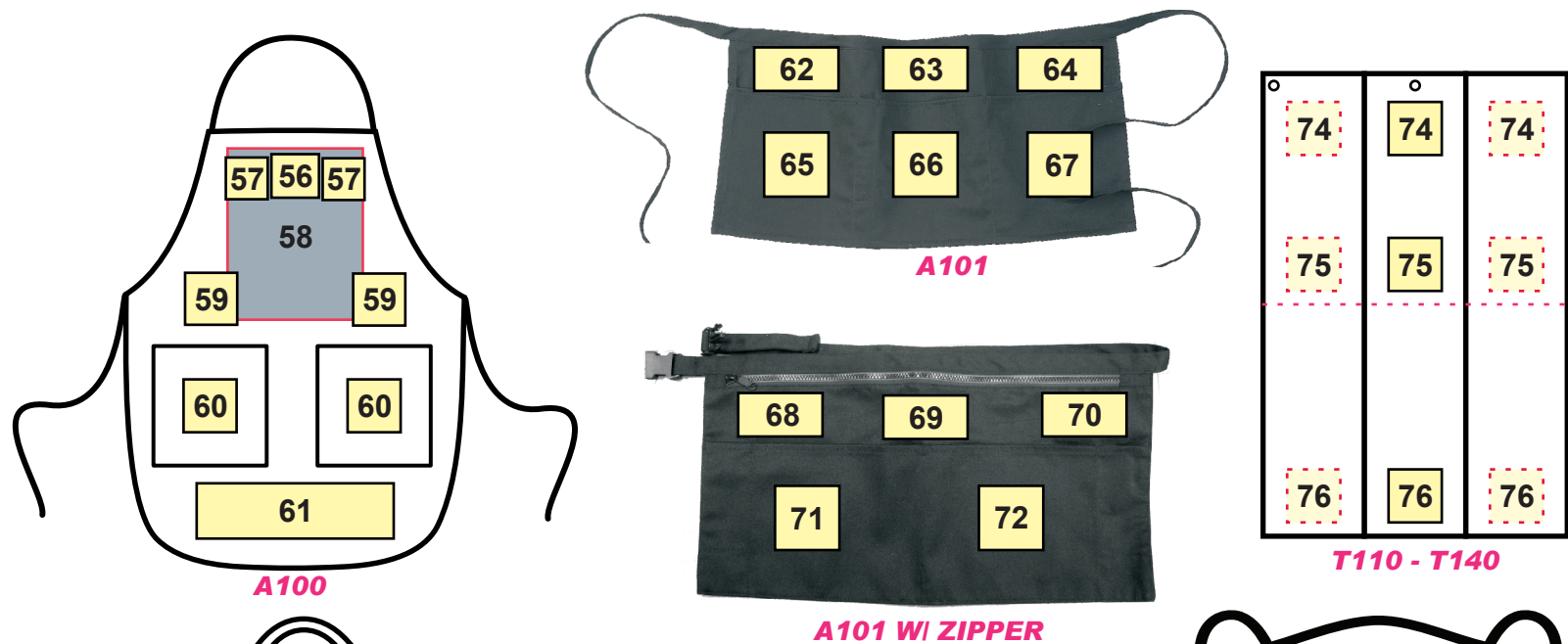

ADVANCED PLACEMENT SHEET



PRE-PRODCUTION			PRODUCTION		DECORATION		
PLACEMENT	LOGO DESCRIPTION & SIZE	PLACEMENT	SP	EMB	HT		
26	FRHIFLH FRONT (RIGHT/LEFT) - HIP - 3.5"W / 4"H	4" BELOW WAIST					
27	FR-CLIFL-CL FRONT (RIGHT/LEFT) - CENTER LEG - 3.5"W / 12"H **SPECIFY VERTICAL PLACEMENT (TOP/MIDDLE/BOTTOM**)	6" BELOW WAIST					
28	R-SLIL-SL (RIGHT/LEFT) - SIDE LEG - 3.5"W / 12"H CENTERED HORIZONTALLY ON THE SIDE **SPECIFY VERTICAL PLACEMENT (TOP/MIDDLE/BOTTOM**)	9" BELOW WAIST					
29	RHILH RIGHT/LEFT HIP - 3.5"W / 3.5"H CENTERED HORIZONTALLY ON THE SIDE	6" BELOW WAIST					
30	FR-SLIFL-SL FRONT (RIGHT/LEFT) - SIDE LEG - 3.5"W / 12"H **SPECIFY VERTICAL PLACEMENT (TOP/MIDDLE/BOTTOM**)	6" BELOW WAIST					
31	BS (LEFT/RIGHT) - BOTTOM SEAM - 3.5"W / 3.5"H CENTERED HORIZONTALLY ON THE SIDE	1" ABOVE SEAM					
32	B BACK - 10"W / 5"H **1.5" AWAY FROM SEAM (3" GAP IN ARTWORK)**	5" BELOW WAIST					
33	BR-LIBL-L BACK (RIGHT/LEFT) - LEG - 7"W / 12"H CENTERED ON THE BACK OF THE LEG **SPECIFY VERTICAL PLACEMENT (TOP/MIDDLE/BOTTOM**)	9" BELOW WAIST					
34	RHILH RIGHT/LEFT HIP - 3.5"W / 3.5"H CENTERED HORIZONTALLY ON THE SIDE	1" BELOW WAIST					
35	FR-SLIFL-SL FRONT (RIGHT/LEFT) - SIDE LEG - 3.5"W / 8"H 1" AWAY FROM SIDE SEAM	1" ABOVE SEAM					
36	FRHIFLH FRONT (RIGHT/LEFT) - HIP - 3.5"W / 3.5"H 1" AWAY FROM SIDE SEAM	3" BELOW WAIST					
37	R-SLIL-SL RIGHT/LEFT - SIDE LEG - 3.5"W / 8"H CENTERED HORIZONTALLY ON THE SIDE	6" BELOW WAIST					
38	FR-LIFL-L FRONT (RIGHT/LEFT) - LEG - 3.5"W / 10"H CENTERED ON THE FRONT OF THE LEG	6" BELOW WAIST					
39	BRIBL BACK (RIGHT/LEFT) - 3.5"W / 3.5"H	5" BELOW WAIST					
40	BR-SLIBL-SL BACK (RIGHT/LEFT) SIDE LEG - 3.5"W / 3.5"H 1" AWAY FROM SIDE SEAM	1" ABOVE SEAM					
41	BR-LIBL-L BACK (RIGHT/LEFT) - LEG - 3.5"W / 12"H 1" AWAY FROM SIDE SEAM CENTERED ON THE BACK OF THE LEG	9" BELOW WAIST					

42	HF HAT FRONT - HORIZONTAL LOGO MAX : 2.2"H (3.7"W) - VERTICAL LOGO MAX : 5"W (1.5"H) **SPECIFY "F/U" IF LOGO PLACEMENT IS ON FOLD OR UNFOLD**	0.5" TO 1" FROM SEAM					
43	HR-FIHL-F HAT (RIGHT/LEFT) - FRONT - 2.25"W / 2"H **SPECIFY "F/U" IF LOGO PLACEMENT IS ON FOLD OR UNFOLD**	0.5" TO 1" FROM SEAM					
44	HB HAT BACK (CLOSED BACK) - 4"W / 2"H	0.5" TO 1" FROM SEAM (NAMES - 0.5" FROM BOTTOM)					
45	HR-BIHL-B HAT (RIGHT/LEFT) - BACK - 2.25"W / 2"H	0.5" TO 1" FROM SEAM					
46	HB-S HAT BACK - SMALL (OPEN BACK) - 3"W / 1.5"H	0.5" FROM SEAM					
47	HF-F HAT FRONT - HORIZONTAL LOGO MAX : 2.2"H (3.7"W) - VERTICAL LOGO MAX : 5"W (1.5"H)	0.5" TO 1" FROM SEAM					
48	HB-F HAT BACK - FULL - VERTICAL LOGO MAX : 2"W / 0.7"H HORIZONTAL LOGO MAX : 5"W / 1.5"H	0.5" TO 1" FROM SEAM (NAMES - 0.5" FROM BOTTOM)					
49	HB-C HAT BACK - CURVED - 3.7"W / 1"H	0.5" FROM SEAM					
50	HR-SIHL-S HAT (RIGHT/LEFT) SIDE - MAX 3.25" W / MAX 2"H WITHIN SIDE PANEL : MAX 2.25"W	0.5" TO 1" FROM SEAM					
51	VF VISOR FRONT - MAX 4"W / 1.25"H	0.5" FROM SEAM					

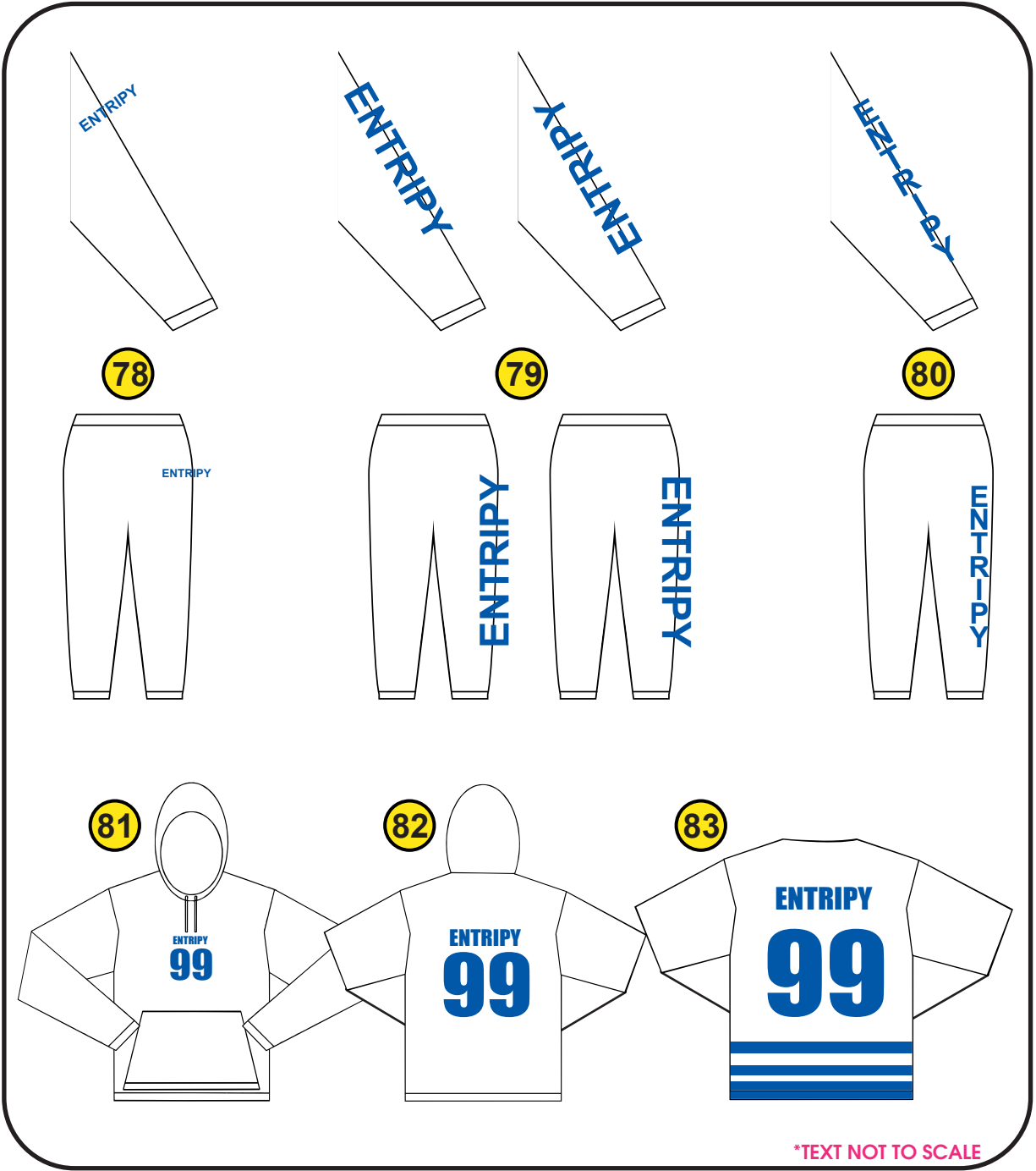
ADVANCED PLACEMENT SHEET



PRE-PRODCUTION			PRODUCTION		DECORATION		
PLACEMENT		LOGO DESCRIPTION & SIZE	PLACEMENT		SP	EMB	HT
52	C	(RIGHT/LEFT) COLLAR - 3"W / MAX 1"H	CENTERED BETWEEN SEAMS			●	●
53	C-FC	COLLAR - FRONT CENTER - 3"W / MAX 1"H	CENTERED BETWEEN SEAMS			●	●
54	C-BC	COLLAR - BACK CENTER - 3"W / MAX 1"H	CENTERED BETWEEN SEAMS			●	●
55	C-S	COLLAR (RIGHT/LEFT) SIDE - 2.5"W / MAX 1"H	CENTERED BETWEEN SEAMS			●	●
56	FC	FRONT CENTER - 4"W / 12"H **SPECIFY VERTICAL PLACEMENT (TOP/MIDDLE/BOTTOM)**	2" DOWN FROM SEAM	●		●	●
57	RC/LC	RIGHT/LEFT CHEST - 3"W / 4"H	2" FROM SEAM	●		●	●
58	FF	FULL FRONT - 7"W / 10"H	2.5" FROM SEAM	●		●	●
59	RS/LS	RIGHT/LEFT SIDE - 4" X 4"	9" DOWN FROM SEAM	●		●	●
60	RP/LP	RIGHT/LEFT POCKET - 3"W / 3"H **DIGITAL QUICK PRINT ONLY**	CENTERED IN POCKET				●
61	BS	BOTTOM SEAM - 10"W / 3"H	1" FROM SEAM	●		●	●
62	RH	RIGHT HIP - 4.5"W / MAX 1.5"H **DIGITAL QUICK PRINT OR EMBROIDERY ONLY**	CENTERED BETWEEN SEAMS				●
63	CH	CENTER HIP - 4"W / MAX 1.5"H **DIGITAL QUICK PRINT OR EMBROIDERY ONLY**	CENTERED BETWEEN SEAMS				●
64	LH	LEFT HIP - 4"W / MAX 1.5"H **DIGITAL QUICK PRINT OR EMBROIDERY ONLY**	CENTERED BETWEEN SEAMS				●
65	RP	RIGHT POCKET - 4"W / 4"H **DIGITAL QUICK PRINT ONLY**	CENTERED IN POCKET			●	●
66	CP	CENTER POCKET - 4"W / 4"H **DIGITAL QUICK PRINT ONLY**	CENTERED IN POCKET			●	●
67	LP	LEFT POCKET - 4"W / 4"H **DIGITAL QUICK PRINT ONLY**	CENTERED IN POCKET			●	●
68	RH	RIGHT HIP - 4.5"W / MAX 1.5"H **DIGITAL QUICK PRINT**	CENTERED BETWEEN SEAMS				●
69	CH	CENTER HIP - 4.5"W / MAX 1.5"H **DIGITAL QUICK PRINT**	CENTERED BETWEEN SEAMS				●
70	LH	LEFT HIP - 4.5"W / MAX 1.5"H **DIGITAL QUICK PRINT**	CENTERED BETWEEN SEAMS				●
71	RP	RIGHT POCKET - 4"W / 4"H **DIGITAL QUICK PRINT ONLY**	CENTERED IN POCKET			●	●
72	LP	LEFT POCKET - 4"W / 4"H **DIGITAL QUICK PRINT ONLY**	CENTERED IN POCKET			●	●
73	F-C/B-C	FRONT/BACK CENTER - 10" X 10" **SPECIFY "TR/TL/BR/BL" IF PLACEMENT IS NOT CENTERED ON BAG**	CENTERED ON BAG	●		●	●
74	T-CP	TOP CENTER PANEL - 3" X 3" **DEFAULT EMBROIDERY IS ON THE CENTER PANEL** **SPECIFY WHEN REQUEST IS FOR LEFT/RIGHT PANEL**	CENTERED ON BAG	●		●	●
75	M-CP	MIDDLE CENTER PANEL - 3" X 3" **DEFAULT EMBROIDERY IS ON THE CENTER PANEL** **SPECIFY WHEN REQUEST IS FOR LEFT/RIGHT PANEL**	CENTERED ON BAG	●		●	●
76	B-CP	BOTTOM CENTER PANEL - 3" X 3" **DEFAULT EMBROIDERY IS ON THE CENTER PANEL** **SPECIFY WHEN REQUEST IS FOR LEFT/RIGHT PANEL**	CENTERED ON BAG	●		●	●
77	C	CENTER - 2" X 2" **SPECIFY IF LOGO IS LEGIBLE WHEN HANDS ARE UP/DOWN** **SPECIFY IF LOGO IS ON THE PALM OR ON THE BACK OF HAND**	CENTERED			●	●
78	FC	FRONT CENTER - 3.5" X 3.5" MAX - 4.5" W X 3.5" **SPECIFY IF LOGO IS LANDSCAPE OR PORTRAIT**	CENTERED	●			●
79	LS/RS	LEFT-RIGHT SIDE - 2.5" X 2.5" MAX - 4.5" W X 3.5" **SPECIFY IF LOGO IS LANDSCAPE OR PORTRAIT**	CENTERED	●			●

ADVANCED PLACEMENT SHEET

PERSONALIZATION



PLACEMENT		LOGO DESCRIPTION & SIZE	DECORATION		
			SP	EMB	HT
78	H	HORIZONTAL - 0.5" IN HEIGHT (MAX - 5" WIDE) **AVERAGE # OF CHARACTERS - 13 ** ***PERSONALIZATION WILL BE FORCED IF MORE THAN 13 CHARACTERS***	●	●	●
79	V	VERTICAL - 12" IN HEIGHT - (MAX - 3.5" WIDE) **AVERAGE # OF CHARACTERS - 13 ** SPECIFY ORIGIN (TOP/BOTTOM)** ***PERSONALIZATION WILL BE FORCED IF MORE THAN 13 CHARACTERS***	●	●	●
80	S	STACKED - 12" IN HEIGHT - (MAX - 3.5" WIDE) **AVERAGE # OF CHARACTERS - 13 ***PERSONALIZATION WILL BE FORCED IF MORE THAN 13 CHARACTERS***	●	●	●

SLEEVE - HORIZONTAL		SLEEVE - STACKED	
ENTRIPY		ENTRIPY	
ENTRIPY CUSTOM		ENTRIPY CUSTOM	
ENTRIPY CUSTOM CLOTHING		ENTRIPY CUSTOM CLOTHING	

			DECORATION		
			SP	EMB	HT
81	T-S	TEAM - SMALL - NAMES - 1" IN HEIGHT - NUMBERS - 3.5" HEIGHT ***GAP - 0.5" IN HEIGHT***	●	●	●
82	T-L	TEAM - LARGE - NAMES - 2" IN HEIGHT - NUMBERS - 8" HEIGHT ***GAP - 1" IN HEIGHT***	●	●	●
83	T-XL	TEAM - X-LARGE - NAMES - 3" IN HEIGHT - NUMBERS - 10" HEIGHT ***GAP - 3" IN HEIGHT***	●	●	●